

# EEMB CO., LTD

## Lithium Thionyl Chloride Battery Specification

### *High Power Type*

<b>Model:</b>	<b>ER14335M</b>
<b>Capacity:</b>	<b>1.2Ah</b>

Prepared	Checked	Approved

Customer :

Customer Approval (Customer confirmation):		
<b>Signature</b>	<b>Checked</b>	<b>Approved</b>

Address: Room ABCD, 25/F, Block A, Fortune Plaza, NO.7060 Shennan Road Shenzhen, China

Postal code: 518040

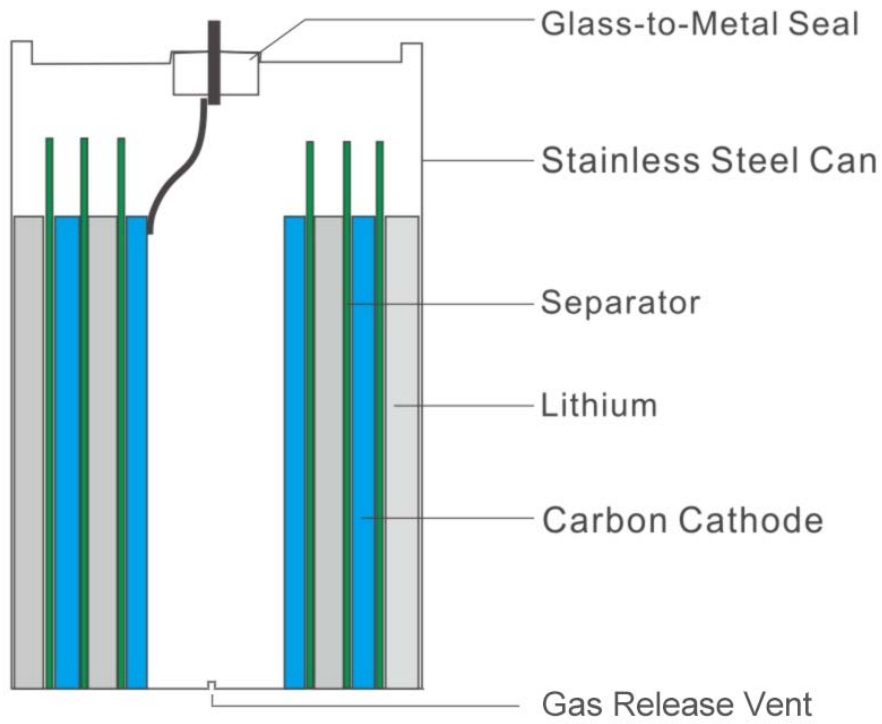
Phone: 0086-755-83022275

Fax: 0086-755-83021966

<http://www.eemb.com>

## Battery Structure

### High Power Type



---

**Catalog**

Chapter	Content	Page
0	Catalog.....	3
1	Scope.....	4
2	Battery Basic Characteristics.....	4
3	Battery Dimension.....	4
4	Appearance.....	4
5	Characteristics Curve.....	5
6	Memory Backup Circuit Design Suggestion.....	5~6
7	Matters Needing Attention.....	6~7

## 1. Scope

This product specification defines the requirements of the Lithium Thionyl Chloride battery supplied to the customer by EEMB Co., Ltd.

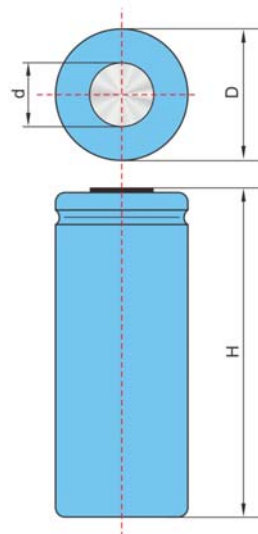
## 2. Battery Basic Characteristics

No.	Item	Characteristics
2.1	Model	ER14335M
2.2	Nominal Capacity	1.2Ah
2.3	Nominal Voltage	3.6V
2.4	Standard Discharge Current	4mA
2.5	Max. Continuous Discharge Current	300mA
2.6	Max. Pulse Discharge Current	500mA
2.7	Discharge Cut-off Voltage	2.0V
2.8	Weight	Approx. 13g
2.9	Self-discharge Rate	≤1%
2.10	Operating Temperature	-55~85°C

- Note: 1. For high rate discharge, the maximum operational temperature has to be lowered  
 2. Battery potential and battery capacity is function of both current drain, temperature and cut off voltage.  
 3. High Power Type battery is spirally wound. Best suited for high current discharge for both continuous and pulse currents. It may require depassivation before high currents can be delivered.  
 4. In order to calculate precise life time under various environments, as well as use battery in a safer way, we recommend you to consult EEMB.

## 3. Dimension (Unit: mm)

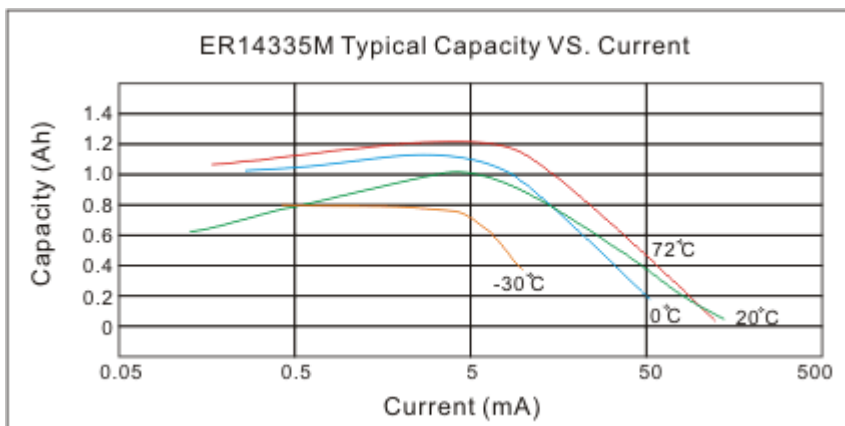
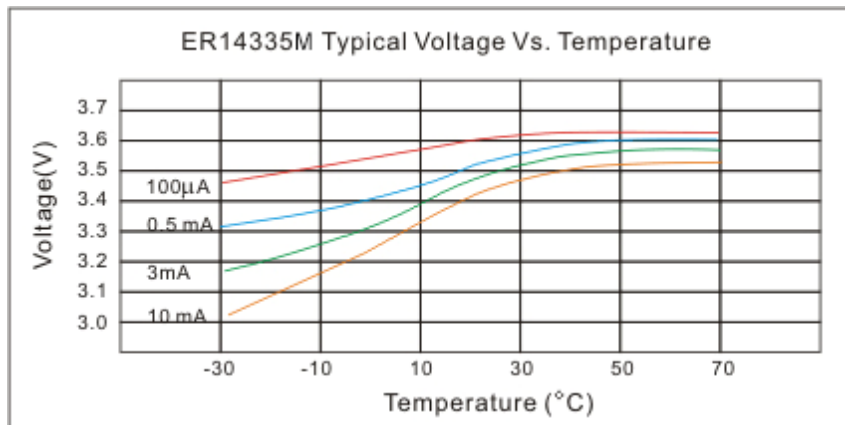
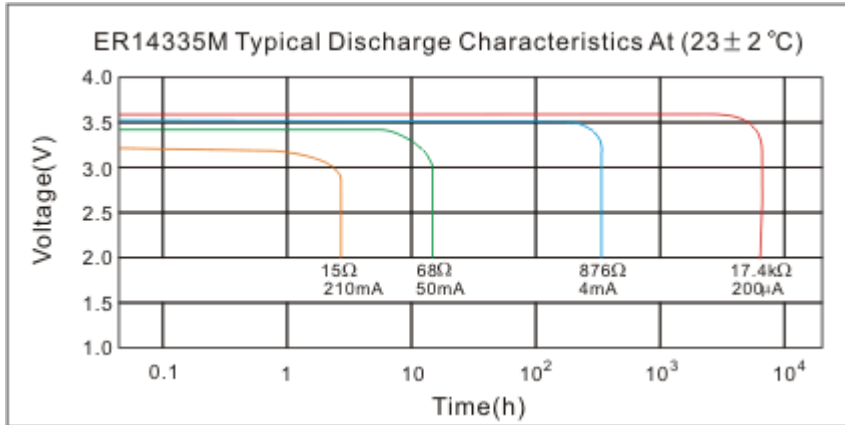
Item	Specification
D	Max. 14.5
H	Max. 33.5
d	Max. 4.4



#### 4. Appearance

It shall be free from any defects such as remarkable scratches, breaks, cracks, discoloration, leakage, or middle deformation.

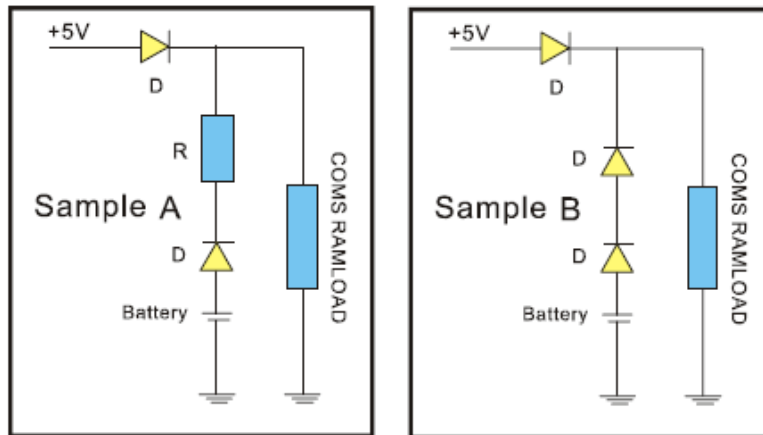
#### 5. Characteristics Curve



## 6. Memory Backup Circuit Design Suggestion

A primary lithium battery is not rechargeable, when used for memory backup in combination with another power source; current may flow into the battery from the other source. A protection diode and resistor into the circuit is needed to avoid battery charging or over discharging. Select a silicon diode or a diode with minimum leakage current, and design the circuit so that the amount of charging due to leakage current will not exceed 2% of the nominal battery capacity over the total period of use.

While used for memory backup, the following circuit shall be applied:



## 7. Matters Needing Attention

Strictly observes the following needing attention. EEMB will not be responsible for any accident occurred by handling outside of the precautions in this specification.

### ! Caution

- Use Nickel-plated iron or Nickel-plated stainless steel for the terminals that contact the battery.
- Make sure that terminal contact pressure is 50g minimum, for a stable contact.
- Keep the battery and contact terminal surfaces clean and free from moisture and foreign matter.
- Before inserting the battery, check the battery contact terminals to make sure they are normal, not bent or damaged. (Bent terminals may not make good contact with the battery or may cause short circuit.)
- When the batteries are piled up in a disorderly way, their positive and negative terminals may short-circuit, consuming some batteries while charging others, causing explosion.
- Lithium batteries that are almost exhausted can output a voltage that is almost the same as that of a new battery: Please does not judge a battery only with a Voltmeter. We are well informed that battery pack should be assembled with single batteries of similar voltage, capacity and inner resistance.
- Lithium batteries need a period of time to recover their normal voltage after even a slight short circuit. Therefore, if the battery is short-circuited, wait an adequate long time for batteries to recover before measuring their electrical characteristics.
- Use a high impedance (1M or higher) voltmeter to measure battery voltage.
- Add fuse between negative and connector. Once short circuit, it will cut immediately and permanently.
- Do not contact terminals with conductive i.e. metal, goods. Keep batteries in non-conductive, i.e. plastic, trays.
- Reduce impact to insulation layer from vibration, but the dimension will enlarge.

- Strictly prohibits use battery with other primary batteries, or new and old battery or batteries of a different package, type, or brand.

### **! Danger**

- DO NOT recharge, short-circuit, disassemble, deform, heat or place the battery near a direct flame. This battery contains flammable materials such as lithium and organic solvent and performing any of the above actions could cause it to ignite explode or become damaged.
- DO NOT over-discharge the battery. In case the battery is over-discharged battery has potential of explosion. In case battery is over discharged, when connected with exterior power source or connected with other batteries in series, explosion may occur.
- Keep this battery out of the reach of children. If it is swallowed, contact a physician immediately.
- When storing a battery or throwing it away, be sure to cover it with tape. If the battery is contacted with other metal objects, it could cause fire or become damaged.

### **! Warning**

- Thoroughly read the user's manual before use, inaccurate handling may cause leakage, heat, smoke, explosion, or fire, causing device trouble or injury.
- Insert the battery with the "+" and "-" ends correctly oriented.
- Do not solder the battery directly. Protect the welding point and connector.
- The battery should be preferably stored in dry and cool conditions. Avoid storing the battery in direct sunlight, or in excessively hot and humid place. Storage at high temperature must be avoided to preserve the battery life time.

EEMB reserves the final explanation. Please use battery strictly according to specification. EEMB will not be responsible for any inappropriate operation. EEMB keeps the right to change product specifications without previous notice. If any question, please consult with the manufacturer